


Republic of the Philippines  
Province of Misamis Oriental  
**MUNICIPALITY OF ALUBIJID**


General Fund  
Statement of Cash Flow  
As of March 31, 2018

Cash Flows from Operating Activities	
Cash Inflows:	<u>30,350,104.66</u>
Share from Internal Revenue Allotment	22,704,816.00
Collection from Taxpayers	2,602,136.20
Receipts from sale of goods and services	4,240,079.55
Interest Income	-
Other Receipts	803,072.91
Total Cash Inflows	
Cash Outflows:	<u>15,825,344.59</u>
Payment of expenses	1,695,294.93
Payment of Suppliers and Creditors	4,577,791.67
Payment to Employees	7,567,513.11
Interest Expense	356,599.54
Other Expenses	1,628,145.34
Cash Provided by (Used In)	<u>14,524,760.07</u>
Cash Flow from Investing Activities	
Cash Outflows:	<u>6,538,255.05</u>
Purchase/Construction of Property, Plant and Equipment	6,538,255.05
Net Cash Provided by (Used In) Investing Activities	<u>(6,538,255.05)</u>
Cash Flow from Financing Activities	
Cash Outflows:	<u>1,415,230.77</u>
Payment of Loan Amortization	1,415,230.77
Net Cash Flow from Financing Activities	<u>(1,415,230.77)</u>
Net Increase(Decrease) in Cash	6,571,274.25
Cash and Cash Equivalents, January 1, 2018	33,485,772.81
CASH AND CASH EQUIVALENTS, March 31, 2018	40,057,047.06

Certified Correct:

  
DOLLYN JEAN A. SABELLINA  
Municipal Accountant

Approved by:

  
ALVIN GIOVANNI A. LABIS  
Municipal Mayor


Republic of the Philippines  
Province of Misamis Oriental  
**MUNICIPALITY OF ALUBIJID**

Trust Fund  
Statement of Cash Flow  
As of March 31, 2018


**CASH FLOWS FROM OPERATING ACTIVITIES**

<b>Cash Inflows</b>	<u>8,246,488.79</u>
Other Receipts	<u>8,246,488.79</u>
<b>Cash Outflows</b>	<u>21,841,404.06</u>
Payment of expenses	21,841,404.06
Payment of Suppliers and Creditors	
Payments to Employees	
<b>Net Cash Provided by (Used In) Operating Activities</b>	<u>(13,594,915.27)</u>
<b>CASH FLOW FROM INVESTING ACTIVITIES</b>	
Cash Outflows:	<u>123,677.00</u>
Purchase/Construction of Property, Plant and Equipment	<u>123,677.00</u>
<b>Net Cash Provided by (Used In) Investing Activities</b>	<u>(123,677.00)</u>
<b>Increase (Decrease) in Cash and Cash Equivalents</b>	<u>(13,718,592.27)</u>
<b>Cash and Cash Equivalents, January 1, 2018</b>	<u>35,349,202.38</u>
<b>CASH AND CASH EQUIVALENTS, MARCH 31, 2018</b>	<u>21,630,610.11</u>

Certified Correct:

  
DOLLYN JEAN A. SABELLINA  
Municipal Accountant

Approved by:

  
ALVIN GIOVANNI A. LABIS  
Municipal Mayor


Republic of the Philippines  
Province of Misamis Oriental  
**MUNICIPALITY OF ALUBIJID**


Special Education Fund  
Statement of Cash Flow  
As of March 31, 2018

**CASH FLOWS FROM OPERATING ACTIVITIES**

<b>Cash Inflows:</b>	<u>307,812.16</u>
Collection from Taxpayers	307,812.16
Interest Income	-
<b>Cash Outflows:</b>	<u>86,377.26</u>
Payment of expenses	86,377.26
Payment of Suppliers and Creditors	
Payments to Employees	
<b>Net Cash Provided by (Used In) Operating Activities</b>	<u>221,434.90</u>
<b>Increase (Decrease) in Cash and Cash Equivalents</b>	221,434.90
<b>Cash and Cash Equivalents, January 01, 2018</b>	709,704.97
<b>CASH AND CASH EQUIVALENTS, March 31, 2018</b>	<u><u>931,139.87</u></u>

Certified Correct:

  
**DOLLYN JEAN A. SABELLINA**  
Municipal Accountant

  
**ALVIN GIOVANNIA A. LABIS**  
Municipal Mayor