


Republic of the Philippines
Province of Misamis Oriental
MUNICIPALITY OF ALUBIJID

General Fund
Statement of Cash Flow
As of December 31, 2017

Cash Flows from Operating Activities	
Cash Inflows:	<u>101,575,240.50</u>
Share from Internal Revenue Allotment	84,702,889.00
Collection from Taxpayers	3,856,928.22
Receipts from sale of goods and services	9,993,987.62
Interest Income	47,984.52
Other Receipts	2,973,451.14
Total Cash Inflows	2,973,451.14
Cash Outflows:	<u>78,395,888.52</u>
Payment of expenses	14,359,933.33
Payment of Suppliers and Creditors	12,966,330.68
Payment to Employees	38,327,117.26
Interest Expense	1,488,605.65
Other Expenses	11,253,901.60
Cash Provided by (Used In)	<u>23,179,351.98</u>
Cash Flow from Investing Activities	
Cash Outflows:	<u>19,650,304.78</u>
Purchase/Construction of Property, Plant and Equipment	19,650,304.78
Net Cash Provided by (Used In) Investing Activities	<u>(19,650,304.78)</u>
Cash Flow from Financing Activities	
Cash Outflows:	<u>4,282,461.64</u>
Payment of Loan Amortization	4,282,461.64
Net Cash Flow from Financing Activities	<u>(4,282,461.64)</u>
Net Increase(Decrease) in Cash	(753,414.44)
Cash and Cash Equivalents, January 1, 2017	34,184,578.74
CASH AND CASH EQUIVALENTS, DECEMBER 31, 2017	33,431,164.30

Certified Correct:


DOLLYN JEAN A. SABELLINA
Municipal Accountant

Approved by:


ALVIN GIOVANNI A. LABIS
Municipal Mayor

Republic of the Philippines
Province of Misamis Oriental
MUNICIPALITY OF ALUBIJID

Special Education Fund
Statement of Cash Flow
As of December 31, 2017


CASH FLOWS FROM OPERATING ACTIVITIES

Cash Inflows:	1,130,106.52
Collection from Taxpayers	1,129,727.67
Interest Income	378.85
Cash Outflows:	1,350,353.74
Payment of expenses	1,107,110.36
Payment of Suppliers and Creditors	243,243.38
Payments to Employees	
Net Cash Provided by (Used In) Operating Activities	(220,247.22)

CASH FLOWS FROM INVESTING ACTIVITIES

Cash Outflows:	121,089.00
Purchase/Construction of Property, Plant and Equipment	121,089.00
Net Cash Provided by (Used In) Investing Activities	(121,089.00)
Increase (Decrease) in Cash and Cash Equivalents	(341,336.22)
Cash and Cash Equivalents, January 01, 2017	1,048,334.83
CASH AND CASH EQUIVALENTS, DECEMBER 31, 2017	706,998.61

Certified Correct:


DOLLYN JEAN A. SABELLINA
Municipal Accountant


ALVIN GIOVANNI A. LABIS
Municipal Mayor

Republic of the Philippines
Province of Misamis Oriental
MUNICIPALITY OF ALUBIJID

Trust Fund
Statement of Cash Flow
As of December 31, 2017


CASH FLOWS FROM OPERATING ACTIVITIES

Cash Inflows	<u>5,226,889.61</u>
Other Receipts	<u>5,226,889.61</u>


CASH FLOW FROM INVESTING ACTIVITIES

Cash Outflows:	<u>2,655,925.80</u>
Purchase/Construction of Property, Plant and Equipment	<u>2,655,925.80</u>
Net Cash Provided by (Used In) Investing Activities	<u>(2,655,925.80)</u>
Increase (Decrease) in Cash and Cash Equivalents	<u>2,570,963.81</u>
Cash and Cash Equivalents, January 1, 2017	<u>29,948,103.38</u>
CASH AND CASH EQUIVALENTS, DECEMBER 31, 2017	<u>32,519,067.19</u>

Certified Correct:


DOLLYN JEAN A. SABELLINA
Municipal Accountant

Approved by:


ALVIN GIOVANNI A. LABIS
Municipal Mayor

